



EVOLUTION

EV-AV Audio/Visual Sounder Beacon

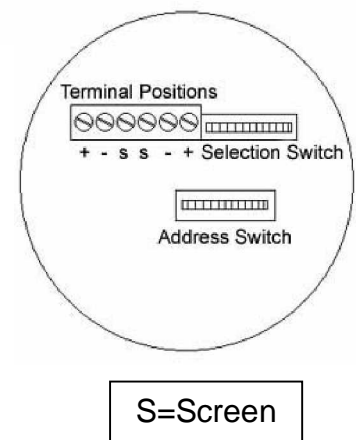
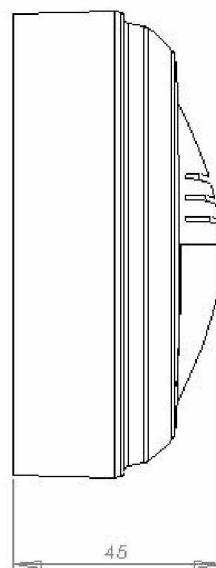
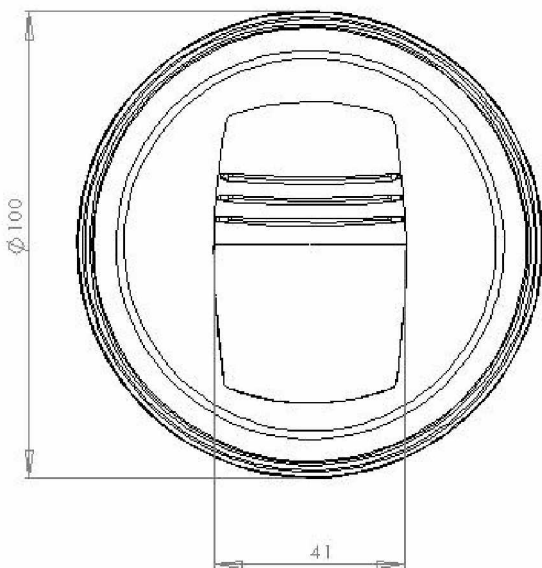
Part Numbers and Product Order Codes:-

Part Number	-	-	-	-	-	EV-AV
Description	-	-	-	-	-	Addressable sounder beacon
Computer Reference Number	-	-	-	-	-	F16N82011

Technical Specifications:-

Light Output	-	-	-	-	-	Equivalent to 1w or 2w Xenon Strobe (setting dependant)
Sound Output	-	-	-	-	-	86dB (A) – 93 dB (A) depending on tone & mode selected*
Operating Voltage	-	-	-	-	-	16V d.c. to 35V d.c.*
System Voltage	-	-	-	-	-	35V d.c.
Quiescent Current	-	-	-	-	-	300µA +/- 5%
Alarm Current	-	-	-	-	-	5.4mA, 10.4mA +/- 5% setting dependant
Operating Temperature	-	-	-	-	-	- 10°C to + 55°C
Storage Temperature	-	-	-	-	-	- 20°C to + 60°C
Relative Humidity	-	-	-	-	-	≤ RH95% non-condensing.
I.P. Protection Rating	-	-	-	-	-	IP43
Addressing Method	-	-	-	-	-	DIL switch.
Material	-	-	-	-	-	PC to UL92VO
Dimensions	-	-	-	-	-	Ø100 mm x 45 mm
Mass	-	-	-	-	-	130g
Conformance	-	-	-	-	-	Designed to comply with EN54-3
CE Conformity	-	-	-	-	-	Yes
Standards / Certification	-	-	-	-	-	EN54-3 / (LPCB)

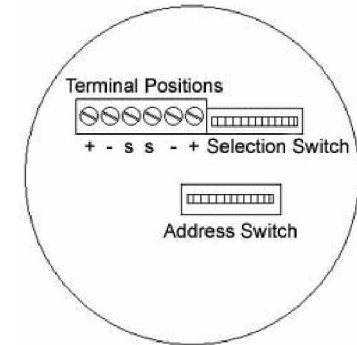
*(PROVISIONAL)



NITTAN (UK) LIMITED

EV-AV instruction sheet

Switch operations			ON	OFF	Default setting
SW1	Flash output high or low	*High flash output will only be enabled when SW4 is 'ON' for high sound output	Std flash	High O/P flash*	ON
SW2	Flash frequency selection	Flash once every 1second or once every 0.66s (1Hz or 1.5Hz flash rates)	1Hz flash rate	1.5Hz flash rate	ON
SW3	Not used		N/A	N/A	ON
SW4	Low current / high output selection	Current will change from ~5mA (low current mode) to ~10mA (high output mode)	High sound O/P	Low O/P	OFF
SW5			See tones table		ON
SW6		Tone selection as detailed on the above tones table	See tones table		ON
SW7			See tones table		ON
SW8			See tones table		ON



Addressable Mode Tones:

Continuous Tone is selected from Tone Table by DIP8,DIP7,DIP6,DIP5

Pulsed Tone is Tone #09 (pulsed 1000Hz)

DIPs:

DIP1=OFF=Double Flash (only if DIP4 ON)

DIP1=ON = Single Flash

DIP2=OFF=1.5Hz Flash repetition

DIP2=ON = 1Hz Flash repetition

DIP3 not used

DIP4=OFF=Soft Tone, Single Flash

DIP4=ON = Loud Tone, Flash as per DIP1

DIP8,DIP7,DIP6,DIP5 = Tone select from Tone Table



Tone No.	Primary Tone selection					Specification	Alert tone (2nd tone)
		SW 8	SW 7	SW 6	SW 5		
1	Standard alarm tone	1	1	1	1	750 Hz / 1000 Hz alternating (750 Hz for 0.5s then 1000 Hz for 0.5s)	10
2	Warble (general use)	1	1	1	0	850 Hz to 950 Hz sweep at 9Hz	9
3	Sweep over 1S (UK)	1	1	0	1	800 Hz to 970 Hz linear sweep over 1 sec. then repeating	9
4	French fire tone	1	1	0	0	440 Hz for 400mS then 554Hz for 100mS then repeat	9
5	German Din tone	1	0	1	1	1200 Hz to 500 Hz linear sweep over 1 sec. then repeat	9
6	Dutch tone	1	0	1	0	500 Hz to 1200 Hz over 3.5s then 0.25s gap then repeat	9
7	Pulsed 750Hz 1s on 1s off	1	0	0	1		9
8	Continuous 750Hz	1	0	0	0	Continuous	9
9	Continuous 1000Hz	0	1	1	1	Continuous	14
10	Pulsed 1000Hz 1s on 1s off	0	1	1	0	Pulsed 1000Hz one second on and 1 second off	14
11	Alternating 2250Hz for 500ms , 3000 for 500ms	0	1	0	1	2250 Hz / 3000 Hz alternating (2250 Hz for 0.5s then 3000 hz for 0.5s)	14
12	Sweeping 2250Hz to 3000Hz at 9Hz	0	1	0	0	2250 Hz to 3000 Hz sweep at 9Hz	14
13	Sweeping 2250Hz to 3000Hz at 1Hz	0	0	1	1	2250 Hz to 3000 Hz sweep at 1Hz	14
14	Continuous 3000Hz	0	0	1	0	Continuous	14
15	Pulsed 3000Hz 1s on 1s off	0	0	0	1	Pulsed 3000Hz one second on and 1 second off	14
16	Silent (no sound)	0	0	0	0		14
		1 =	ON	0 =	OFF		

Nittan (UK) Ltd
 Hipley Street
 Old Woking
 Surrey
 GU22 9LQ

E-mail - Sales@nittan.co.uk
 Internet - www.nittan.co.uk

Telephone - +44 (0)1483 769 555
 Fax - +44 (0)1483 756 686

